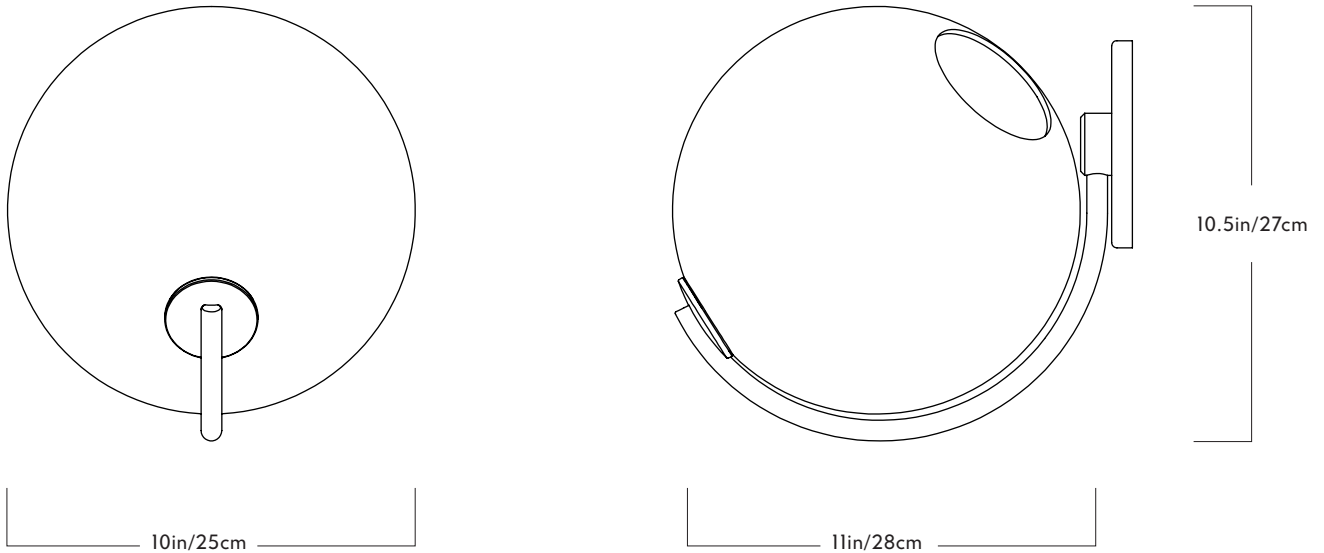


Roll & Hill



Fiddlehead

Series
Fiddlehead

Product
Sconce

Lead Time
16 weeks

Dimensions
H 10.5in/27cm x W 10in/25cm x
D 11in/28cm

Weight
5.5lb/2.5kg

Sconce

Materials
Steel, Glass

Finishes
Blackened steel, oil-rubbed bronze,
polished nickel, brushed brass

Glass Colors
Smoke, clear, cream

Backplate
5-inch round in matching metal finish

Dimmer Compatibility
Triac/Phase-Cut

120V Illumination

Socket: E26
Bulbs: 60-Watt G25 clear globe (clear/
smoke) or 60-Watt frosted (cream)
Wattage: 60 Watts
Lumens: 550 Lumens
Color Temperature: 2800 Kelvin

240V Illumination

Socket: E27
Bulb: 45-Watt G25 clear double-
envelope halogen (smoke/clear) or 45-
Watt double-envelope halogen (cream)
Wattage: 60 Watts
Lumens: 550 Lumens
Color Temperature: 2800 Kelvin

LED Alternative

Socket: E26/E27
Bulb: 6-Watt G25 clear filament globe
(smoke/clear) or 3.5-Watt frosted
(cream)
Wattage: 6 or 3.5 Watts
Lumens: 800 or 550 Lumens
Color Temperature: 2700 Kelvin

triode³ design

28, rue Jacob 75006 Paris
+33 (0)1 43 29 40 05

contact@triodedesign.com
www.triodedesign.com

28, rue Jacob 75006 Paris
+33 (0)1 43 29 40 05

contact@triodedesign.com
www.triodedesign.com



XIII

FIDDLEHEAD

Jason Miller's Fiddlehead is a series of lamps which derives its name from sprouting ferns. One end of Fiddlehead's long, furling arm gently balances a hand-blown glass globe; the other uses the wall or ceiling as a counterbalance.

Pendant (Blackened Steel / Smoke)

L 10.5 in / 27 cm × W 10 in / 26 cm × H 16 in / 41 cm

Finishes

- Blackened Steel
- Oil-Rubbed Bronze
- Polished Nickel
- Brushed Brass





Glass Colors

- Smoke
- Clear
- Cream




Canopy

- | | | | | |
|------------|---|---|---|---------------------------------------|
| Cantilever |  | A | A | 5-inch round in matching metal finish |
| Pendant |  | B | B | 5-inch round in matching metal finish |

Lamping 120V

- | | | | | | |
|-------------|---|---|---|---|---|
| Smoke Clear |  | A |  | B | A 60-Watt G25 globe E26 base. UL, cUL certified |
| Cream |  | C |  | D | B 6-Watt clear filament G25 globe E26 base LED. UL, cUL certified |
| | | | | | C 43-Watt frosted E26 base. UL, cUL certified |
| | | | | | D 6-Watt frosted E26 base LED. UL, cUL certified |

Lamping 240V

- | | | | | | |
|-------------|---|---|---|---|--|
| Smoke Clear |  | A |  | B | A 45-Watt clear double envelope halogen G25 globe E27 base |
| Cream |  | C | | C | B 6-Watt clear filament G25 globe E27 base LED |
| | | | | | C 6-Watt frosted E27 base LED |

Details

- | | |
|----------------------|---------------------------------------|
| Lead Time | 16 weeks |
| Materials | Steel, glass |
| Dimmer Compatibility | Triac or Electronic Low Voltage (ELV) |

Year

2014

Designer

Jason Miller is a Brooklyn-based designer and the founder of Roll & Hill. Born in New York and raised in Darien, Connecticut, Jason's suburban upbringing heavily influenced his early, more conceptual pieces — duct-taped chairs and racked vases, among them — and continues to inform the elegant, historically rich work that has become his signature. Jason received an MFA in painting and spent time in both the art and advertising worlds, but soon realized he preferred making things to documenting them. His designs — like a mirror whose photographic surface recalls a painted landscape — still often reflect those early preoccupations, but each is a functional object, with a kind of beauty and wit. Today, Jason runs both Jason Miller Studio and Roll & Hill from his headquarters in Sunset Park, Brooklyn. He lives nearby with his daughter, Tuesday.

FIDDLEHEAD

triodedesign³

119

28, rue Jacob 75006 Paris
+33 (0)1 43 29 40 05

contact@triodedesign.com
www.triodedesign.com



Wm. Mulherin's Sons — Philadelphia

Pendant (Oil-Rubbed Bronze / Cream)
L 10.5 in / 27 cm × W 10 in / 25 cm × H 16 in / 41 cm



Cantilever (Polished Nickel / Clear)
L 106 in / 269 cm × W 10 in / 25 cm × H 31 in / 78 cm



Custom Configuration (Blackened Steel / Cream)



Sconce (Brass / Clear)

H 10.5 in / 27 cm × W 10 in / 25 cm × D 11 in / 28 cm

Wall Mount (Oil-Rubbed Bronze / Smoke)

H 47 in / 120 cm × W 10 in / 25 cm × D 12 in / 30 cm



Pendant (Polished Nickel / Clear)

L 10.5 in / 27 cm × W 10 in / 26 cm × H 16 in / 41 cm

Pendant (Blackened Steel / Smoke)

L 10.5 in / 27 cm × W 10 in / 26 cm × H 16 in / 41 cm



Cantilever (Blackened Steel / Cream)
L 106 in / 269 cm × W 10 in / 25 cm × H 31 in / 78 cm



Pendant (Blackened Steel / Cream)
L 10.5 in / 27 cm × W 10 in / 26 cm × H 16 in / 41 cm